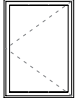


CASEMENT
























Wood and Aluminum EnduraClad® Exterior Size Tables



Scale 1/8" = 1' 0"

Transoms

|                | (451)<br>(432)   | (552)<br>(533)   | (603)<br>(584)   | (654)<br>(635)  | (756)<br>(737)   | (908)<br>(889)   |
|----------------|--|--|--|---|--|--|
| Opening        | 1' 5 3/4"  | 1' 9 3/4"  | 1' 11 3/4"   | 2' 1 3/4"   | 2' 5 3/4"  | 2' 11 3/4"   |
| Frame          | 1' 5"  | 1' 9"  | 1' 11"   | 2' 1"   | 2' 5"  | 2' 11"   |
| (375)<br>(356) |  1714 |  2114 |  2314 |  2514  |  2914 |  3514 |
| (451)<br>(432) |  1717 |  2117 |  2317 |  2517  |  2917 |  3517 |
| (552)<br>(533) |  |  2121 |  |   |  |  |
| (603)<br>(584) |  |  |  2323 |   |  |  |
| (654)<br>(635) |  1725 |  2125 |  2325 |  2525  |  2925 |  3525 |
| (756)<br>(737) |  |  |  |  2929 |  |  |

Opening dimensions shown are for clad units only. See wood unit notes below for wood opening dimensions.

Venting transoms are available as casements or awnings.

For windows and patio doors with HurricaneShield® impact-resistant glass, see product instructions or refer to local building code requirements.

(F) = Fixed Unit Only



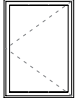
Traditional grille patterns shown. See Grille Types page for additional patterns and profiles.

For Wood Units Only:

To determine opening dimensions add 1-7/8" to frame height. This includes standard 1-1/8" wood subsill. See Volume 1, Section G, for other subsills.

To determine masonry dimensions when using Pella 1-7/8" brickmould, add 3-1/8" each to frame width and frame height. When using Pella 3-1/2" brickmould, add 6-3/8" to frame width and 4-3/4" to frame height. See Volume 1, Section F, for installation detail drawings.

CASEMENT



Wood and Aluminum EnduraClad® Exterior Size Tables



Scale 1/8" = 1' 0"

Vent and Fixed Units

|                    | (451)<br>(432) | (552)<br>(533) | (603)<br>(584) | (654)<br>(635) | (756)<br>(737) | (908)<br>(889) |
|--------------------|----------------|----------------|----------------|----------------|----------------|----------------|
| Opening            | 1' 5 3/4"      | 1' 9 3/4"      | 1' 11 3/4"     | 2' 1 3/4"      | 2' 5 3/4"      | 2' 11 3/4"     |
| Frame              | 1' 5"          | 1' 9"          | 1' 11"         | 2' 1"          | 2' 5"          | 2' 11"         |
| (908)<br>(889)     |                |                |                |                |                |                |
| (1 060)<br>(1 041) |                |                |                |                |                |                |
| (1 213)<br>(1 194) |                |                |                |                |                |                |
| (1 365)<br>(1 346) |                |                |                |                |                |                |
| (1 518)<br>(1 499) |                |                |                |                |                |                |
| (1 670)<br>(1 651) |                |                |                |                |                |                |
| (1 822)<br>(1 803) |                |                |                |                |                |                |
| (1 873)<br>(1 854) |                |                |                |                |                |                |

Opening dimensions shown are for clad units only. See wood unit notes below for wood opening dimensions.

For windows and patio doors with HurricaneShield® impact-resistant glass, see product instructions or refer to local building code requirements.



Traditional grille patterns shown. See Grille Types page for additional patterns and profiles.

Egress Notes:

- E = Window meets minimum clear opening of 24" height, 20" width, and 5.7 ft<sup>2</sup>. Check all applicable local codes for emergency egress requirements.
- E1 = Window meets minimum clear opening of 24" height, 20" width, and 5.0 ft<sup>2</sup>. Check all applicable local codes for emergency egress requirements.
- E2 = With optional side pivot hardware, window meets minimum clear opening of 24" height, 20" width, and 5.7 ft<sup>2</sup>. Check all applicable local codes for emergency egress requirements.
- E3 = With optional side pivot hardware, window meets minimum clear opening of 24" height, 20" width, and 5.0 ft<sup>2</sup>. Check all applicable local codes for emergency egress requirements.

See Design Data pages in this section for clear opening dimensions.

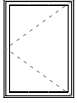
Clear opening (egress) information does not take into consideration the addition of a Rolscreen (or any other accessory) to the product. You should consult your local building code to ensure products with Rolscreens meet egress requirements.

For Wood Units Only:

To determine opening dimensions add 1-7/8" to frame height. This includes standard 1-1/8" wood subsill. See Volume 1, Section G, for other subsills.

To determine masonry dimensions when using Pella 1-7/8" brickmould, add 3-1/8" each to frame width and frame height. When using Pella 3-1/2" brickmould, add 6-3/8" to frame width and 4-3/4" to frame height. See Volume 1, Section F, for installation detail drawings.

CASEMENT



Wood and Aluminum EnduraClad® Exterior Size Tables



Scale 1/8" = 1' 0"

Fixed Units

|                    | (1 060)<br>(1 041)                  | (1 213)<br>(1 194)                  | (1 365)<br>(1 346)                 | (1 518)<br>(1 499)                  |
|--------------------|-------------------------------------|-------------------------------------|------------------------------------|-------------------------------------|
| Opening            | 3' 5 <sup>3</sup> / <sub>4</sub> "  | 3' 11 <sup>3</sup> / <sub>4</sub> " | 4' 5 <sup>3</sup> / <sub>4</sub> " | 4' 11 <sup>3</sup> / <sub>4</sub> " |
| Frame              | 3' 5"                               | 3' 11"                              | 4' 5"                              | 4' 11"                              |
| (908)<br>(889)     | 2' 11 <sup>3</sup> / <sub>4</sub> " |                                     |                                    |                                     |
| (1 060)<br>(1 041) | 3' 5"                               |                                     |                                    |                                     |
| (1 213)<br>(1 194) | 3' 11"                              |                                     |                                    |                                     |
| (1 365)<br>(1 346) | 4' 5"                               |                                     |                                    |                                     |
| (1 518)<br>(1 499) | 4' 11"                              |                                     |                                    |                                     |
| (1 670)<br>(1 651) | 5' 5"                               |                                     |                                    |                                     |
| (1 822)<br>(1 803) | 5' 11"                              |                                     |                                    |                                     |
| (1 873)<br>(1 854) | 6' 1"                               |                                     |                                    |                                     |
|                    | 4135                                | 4735                                | 5335                               | 5935                                |
|                    | 4141                                | 4741                                | 5341                               | 5941                                |
|                    | 4147                                | 4747                                | 5347                               | 5947                                |
|                    | 4153                                | 4753                                | 5353                               | 5953                                |
|                    | 4159                                | 4759                                | 5359                               | 5959                                |
|                    | 4165                                | 4765                                | 5365                               | 5965                                |
|                    | 4171                                | 4771                                | 5371                               | 5971                                |
|                    | 4173                                | 4773                                | 5373                               | 5973                                |

Opening dimensions shown are for clad units only. See wood unit notes below for wood opening dimensions.

For Wood Units Only:

To determine opening dimensions add 1-7/8" to frame height. This includes standard 1-1/8" wood subsill. See Volume 1, Section G, for other subsills.

To determine masonry dimensions when using Pella 1-7/8" brickmould, add 3-1/8" each to frame width and frame height. When using Pella 3-1/2" brickmould, add 6-3/8" to frame width and 4-3/4" to frame height. See Volume 1, Section F, for installation detail drawings.



Special Size Frame Dimensions:

| Window Type | Minimum                        | Maximum                            |
|-------------|--------------------------------|------------------------------------|
| Vent Units  | 1'5" W x 1'5" H<br>(432 x 432) | 2'11" W x 6'1" H<br>(889 x 1 854)  |
| Fixed Units | 1'5" W x 1'5" H<br>(432 x 432) | 4'11" W x 6'1" H<br>(1499 x 1 854) |

(1) Available within size range shown.

Keep frame dimensions to the nearest 1/4" increment. Frame width cannot exceed frame height on special size vent units. Contact your Pella representative for the availability of custom sizes smaller or larger than the parameters.